

Platform for Ophthalmic Image Management
and Device Integration



HEYEX 2

**HEIDELBERG
ENGINEERING**


Platform for Ophthalmic Image Management and Device Integration

HEYEX 2 is a complete ophthalmic image management solution for SPECTRALIS devices designed to **streamline workflow** and **enhance data security** while providing **versatile clinical tools** in a comprehensive platform for imaging and data management. The scalable design allows for networking of devices within a single practice as well as across multiple locations to enable concurrent access to data and to simplify data sharing.

Versatile Clinical Tools

HEYEX 2 offers an intuitive user interface that provides instant access to a patient's complete examination history. The ability to visualize diagnostic images from multiple visits simultaneously allows clinicians to make a more informed clinical decision. Display options may be customized to each user's particular preferences.

The robust clinical tool set available on the diagnostic device is also available at any remote viewing station. A drag-and-drop export function makes sharing images and patient data quick and easy.



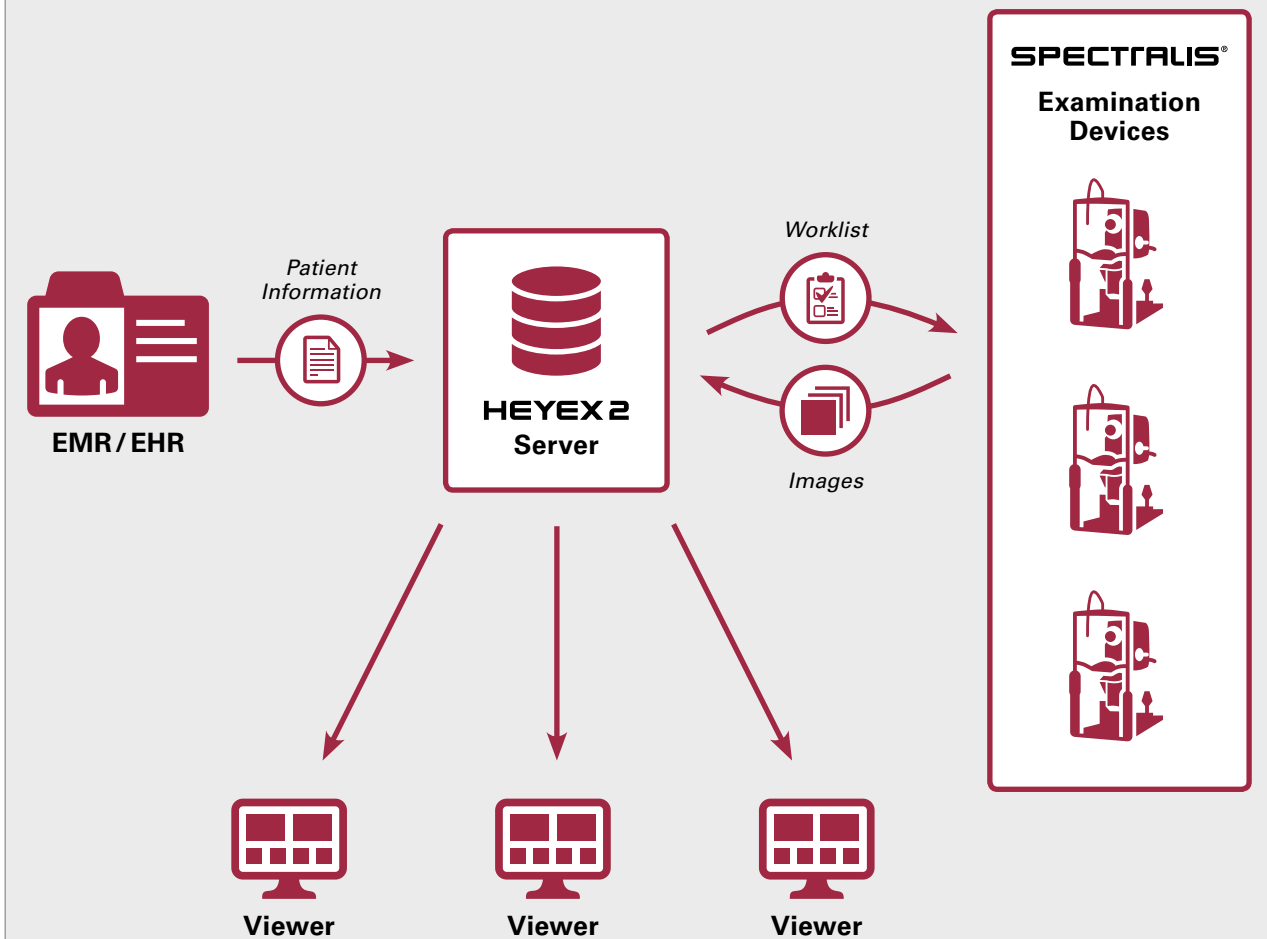
A multimodal case review with multiple exams displayed simultaneously for efficient analysis.

Workflow Efficiency

HEYEX 2 is designed to streamline workflow within an individual practice and across practice locations. Efficient data pre-processing enables clinicians to access clinical images faster than ever before, while the modern architecture of the platform allows for simultaneous access to the same patient record by multiple users.

By interfacing with EHR (Electronic Health Records) systems, HEYEX 2 eliminates duplicate entries and the need to manually enter patient information. Worklists are automatically generated as examinations and follow-ups are scheduled. The result is a more efficient workflow with faster access to information, allowing for less time to be spent on data management and more time spent focusing on patients.

HEYEX 2 Workflow



Enhanced Data Security

HEYEX 2 features a state-of-the-art SQL database that supports healthcare IT standards including DICOM (Digital Imaging and Communications in Medicine), HL7 (Health Level Seven International) and the IHE (Integrating the Healthcare Enterprise) initiative.

With extensive user and group management as well as comprehensive auditing capabilities, HEYEX 2 provides full control over access to clinical data. Additionally, HEYEX 2 can be seamlessly integrated into your existing network infrastructure with user authentication via LDAP or Active Directory.

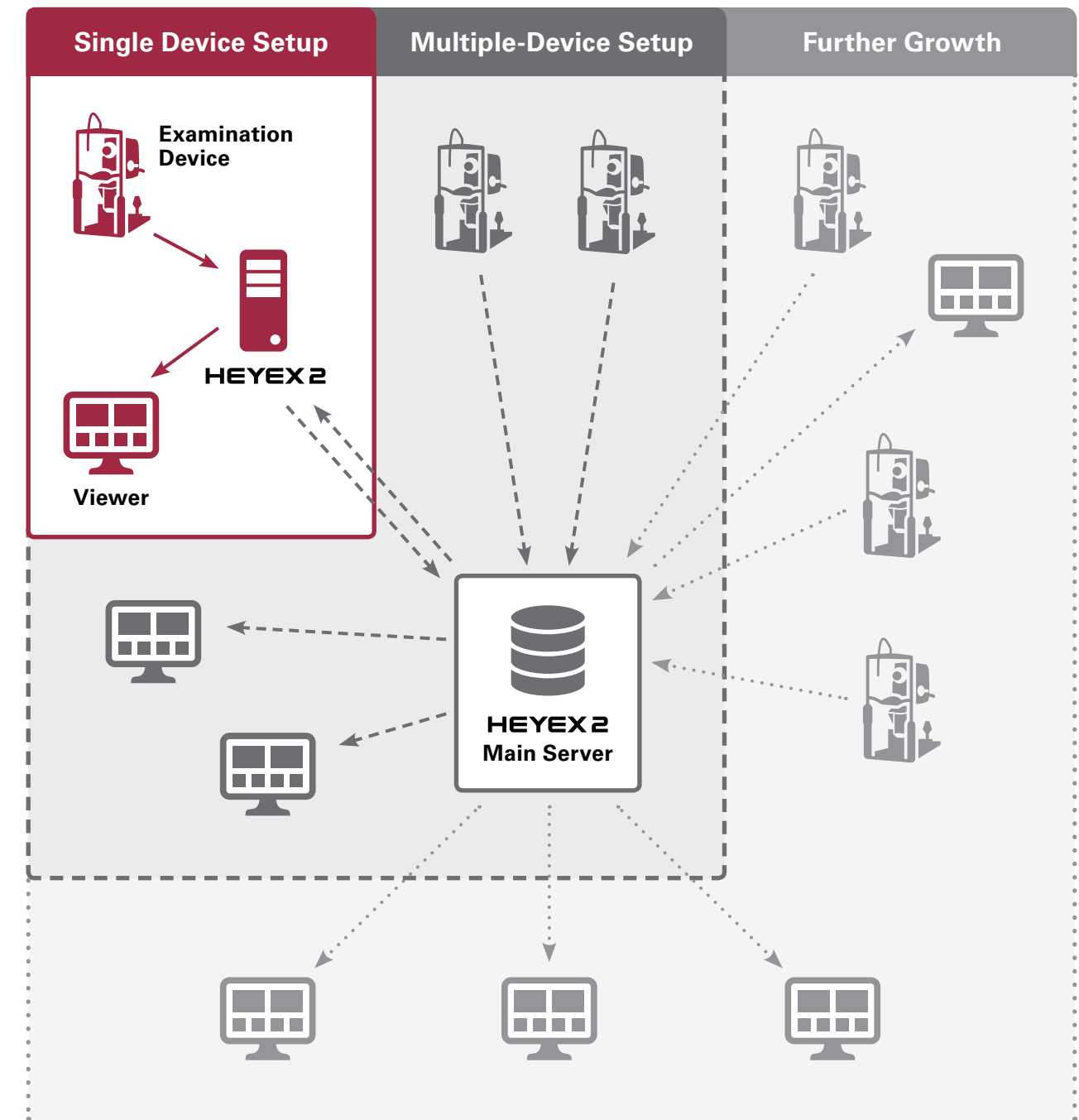
The automated archiving function conveniently and securely protects and stores your images while the database backup ensures you never have to worry about losing data.



Sound Investment

HEYEX 2 is a secure yet flexible platform based on a scalable design that allows it to grow with your practice. From connecting new devices to networking additional locations, HEYEX 2 can be continuously expanded to accommodate the needs of an ever-evolving practice.

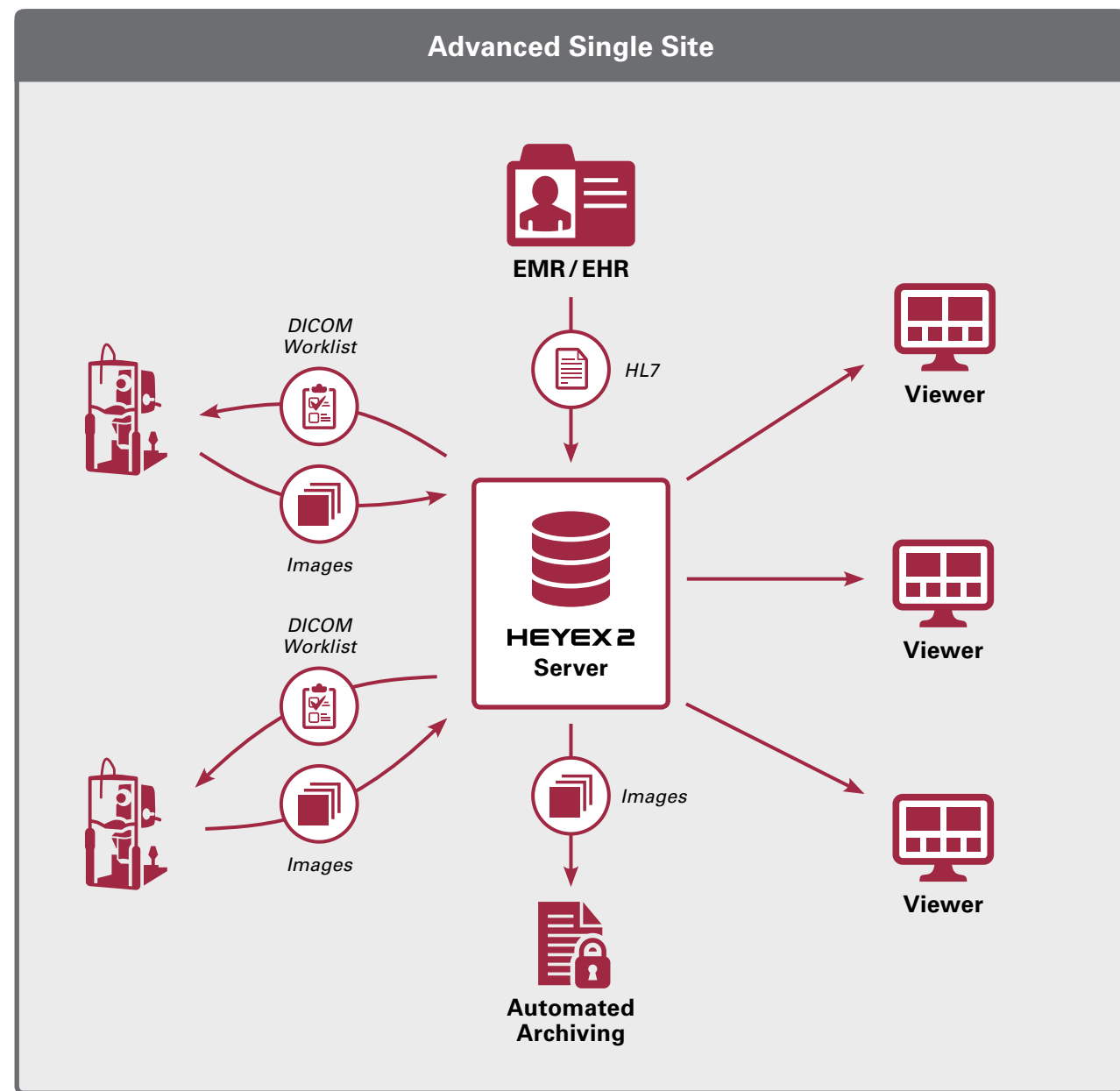
The HEYEX 2 platform is a sound investment that provides you with flexibility for the future.



Single-Site Scenario

For solo practitioners and single-location clinics with one or more Heidelberg Engineering devices, HEYEX 2 serves as the practice's image management and device integration platform. All captured images are stored centrally in HEYEX 2 and can be accessed from any viewing station within the practice at any time. To ensure data protection, all data is automatically archived.

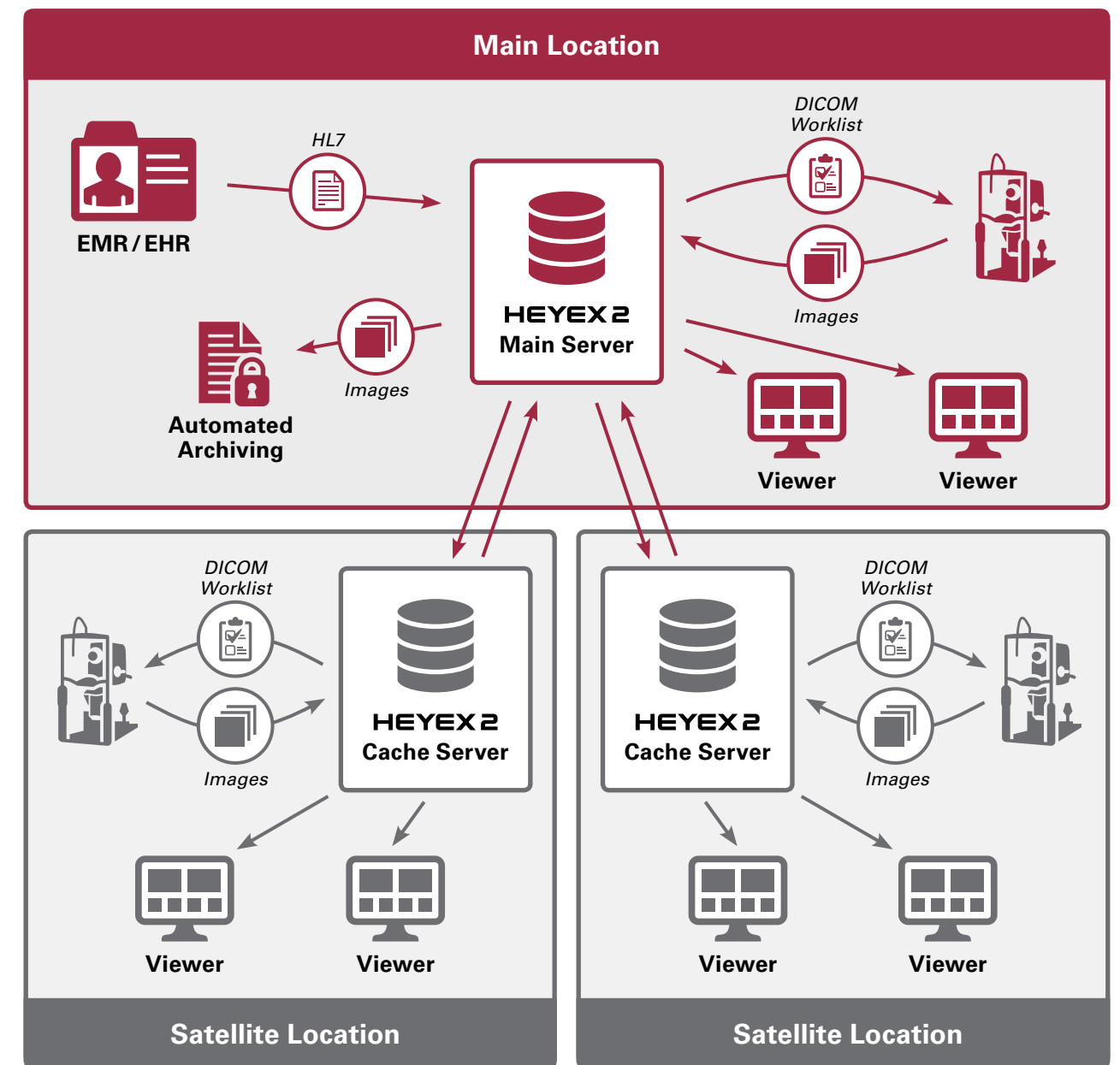
Sites with two or more Heidelberg Engineering devices benefit from the utility of a HEYEX 2 server.



Multi-Site Scenario

In a practice with multiple locations, HEYEX 2 offers centralized data storage and image management. All image and patient data is sent to the main location where it is automatically archived and can be accessed from any viewing station within the network.

A dedicated cache server at each satellite location allows the site to exchange and request data from the central server while also allowing the satellite location to operate independently. HEYEX 2 can receive patient data via HL7 directly from the main EHR system. An integrated worklist function allows for easy scheduling of examinations and follow-ups across locations.





Headquarters

Heidelberg Engineering GmbH · Max-Jarecki-Str. 8 · 69115 Heidelberg · Germany
Tel. +49 6221 64630 · Fax +49 6221 646362

USA

Heidelberg Engineering, Inc. · 10 Forge Parkway · Franklin, MA 02038
Tel. +1 508 530 7900 · Fax +1 508 530 7901

www.HeidelbergEngineering.com